



TEXAS
Health and Human
Services

Texas Department of State
Health Services

Understanding and Visualizing Public Health Outcomes

Jessica Duncan Cance, M.P.H., Ph.D.
Texas Department of State Health Services

Presentation at the Healthier Texas Summit, October 26, 2018

DSHS: Center for Health Statistics



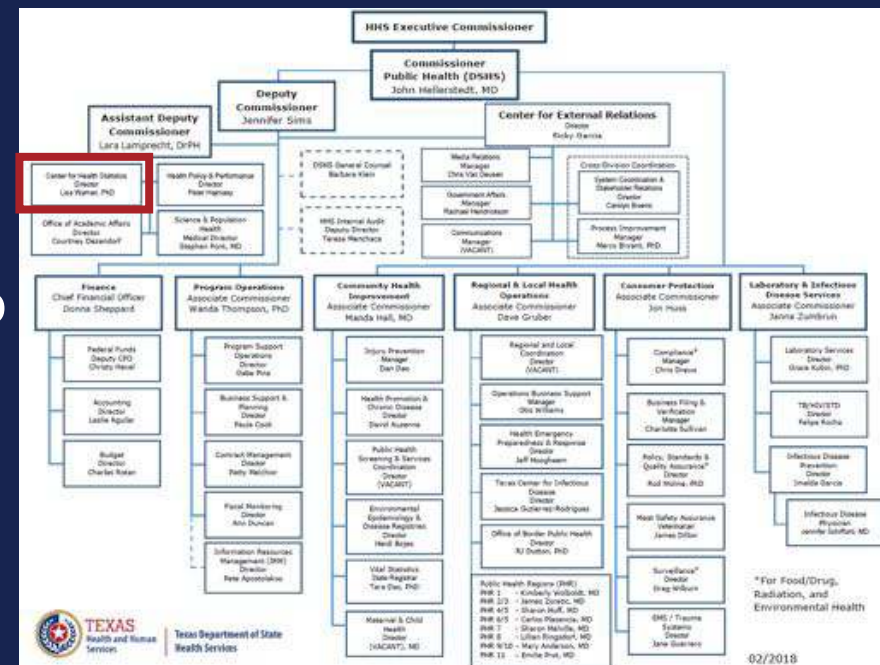
TEXAS
Health and Human
Services

Texas Department of State
Health Services

Mission: To improve the health, safety, and well-being of Texans through good stewardship of public resources, and a focus on public health functions

Goals

- Improve health through prevention and population health strategies
- Enhance public health response to disasters and disease outbreaks
- Reduce health problems through public health consumer protection
- **Expand the effective use of health information**



Texas Health Data

<http://healthdata.dshs.texas.gov/Home>




Texas Health Data

- An interactive public data system
 - Includes query capability to obtain public health data among demographic and geographic groups of interest
- Can sign up to receive updates by e-mail when new content is released



Public Health Outcomes on Texas Health Data



- Health Facts Profiles
- Population and Demographics
- Birth Outcomes
- Causes of Death
- Health Registry Data
 - Cancer
 - HIV
 - Sexually Transmitted Diseases
 - Trauma/Injury
- Healthcare Utilization & Quality
 - Inpatient Data
 - Outpatient Data
- Opioids & Substance Use
- Health Risks & Preventions
 - Texas Behavioral Risk Factor Surveillance System
 - Texas Youth Risk Behavioral Surveillance System
- Healthcare Workforce & Facilities
 - Health Professions Workforce Supply
 - Nursing Workforce Data

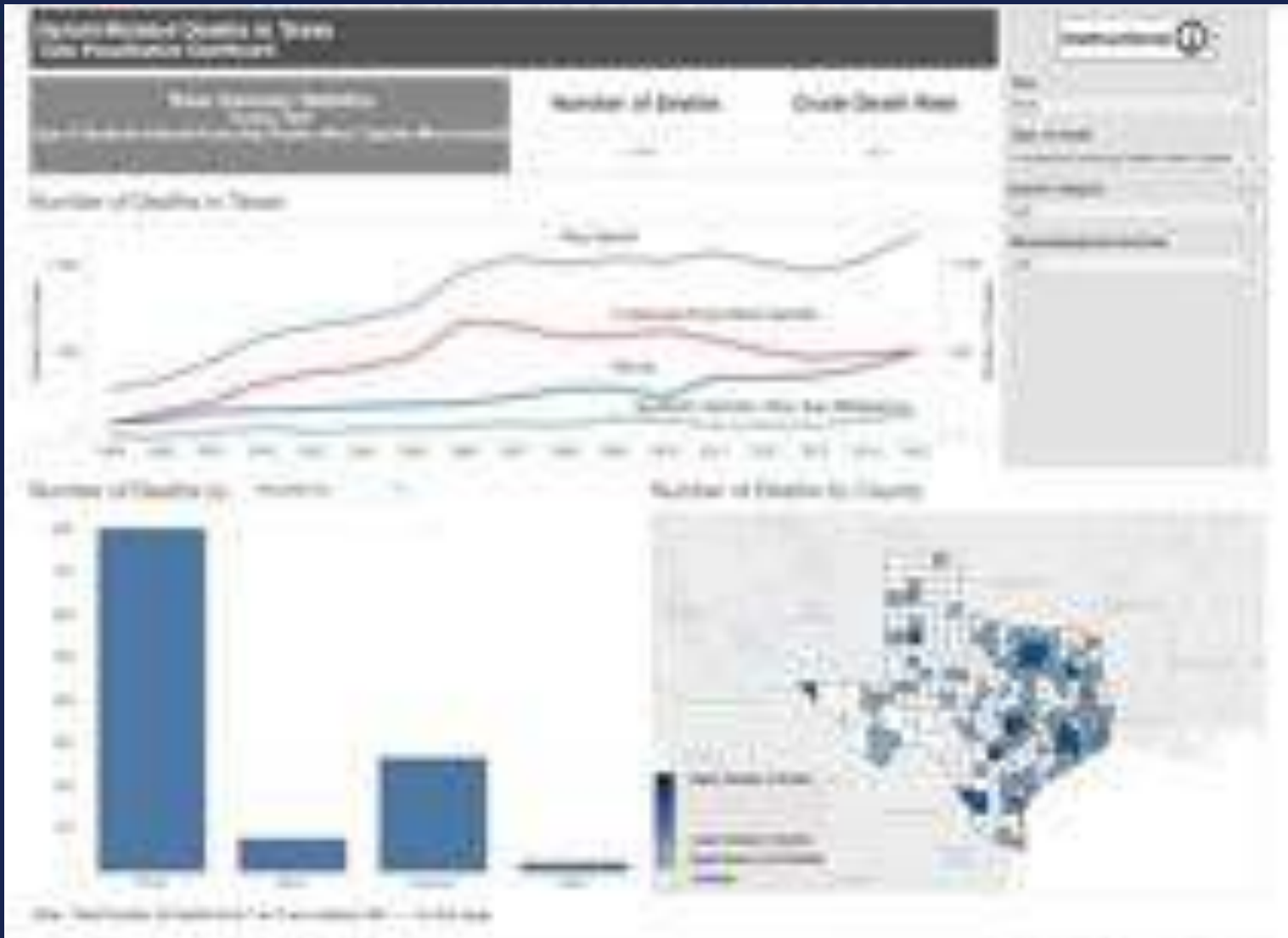
Texas Health Data: Opioid-Related Mortality



TEXAS

Health and Human Services

Texas Department of State Health Services



Texas Health Data: Opioid-Related Mortality



TEXAS

Health and Human Services

Texas Department of State Health Services


Opioid-Related Deaths in Texas Data Visualization Dashboard

Texas Summary Statistics
Year(s): 2011

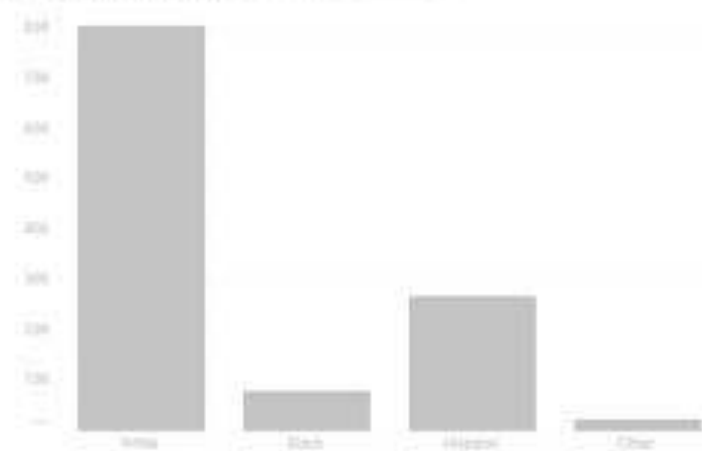
Number of Deaths

1,174

Number of Deaths in Texas



Number of Deaths by



Note: Total number of Deaths from 1/1/00 to 6/30/12 are tracked with [] on this page.

Texas Health Data: Opioid-Related Mortality



TEXAS
Health and Human Services

Texas Department of State
Health Services

Opioid-Related Deaths in Texas Data Visualization Dashboard

Texas Summary Statistics
Year: 2015

Type of Death: Accidental Poisoning Deaths where Opioids Were Involved

Number of Deaths

1,574

Crude Death Rate

4.7

Number of Deaths in Texas

Year

Any Opioid

Year

Number of Deaths

Year

Year

County



Instructions

Year

2015

Type of Death

Accidental Poisoning Deaths where Opioids

Death Category

All

Estimated Deaths Involved

All

Texas Health Data: Opioid-Related Mortality



TEXAS

Health and Human Services

Texas Department of State Health Services

Opioid-Related Deaths in Texas Data Visualization Dashboard

Texas Summary Statistics
Year(s) 2015

Type of Death: Any Opioid Prescribing Deaths where Opioids Were Involved

Number of Deaths

1,174

Crude Death Rate

4.3

Instructions

Year

2015

Type of Death

Any Opioid Prescribing Deaths where Opioids

Crude Category

All


Geographic Area Selected

All

Number of Deaths in Texas



Number of Deaths by



Note: Total Number of Deaths from 1 to 5 are started with 1

Number of Deaths by County



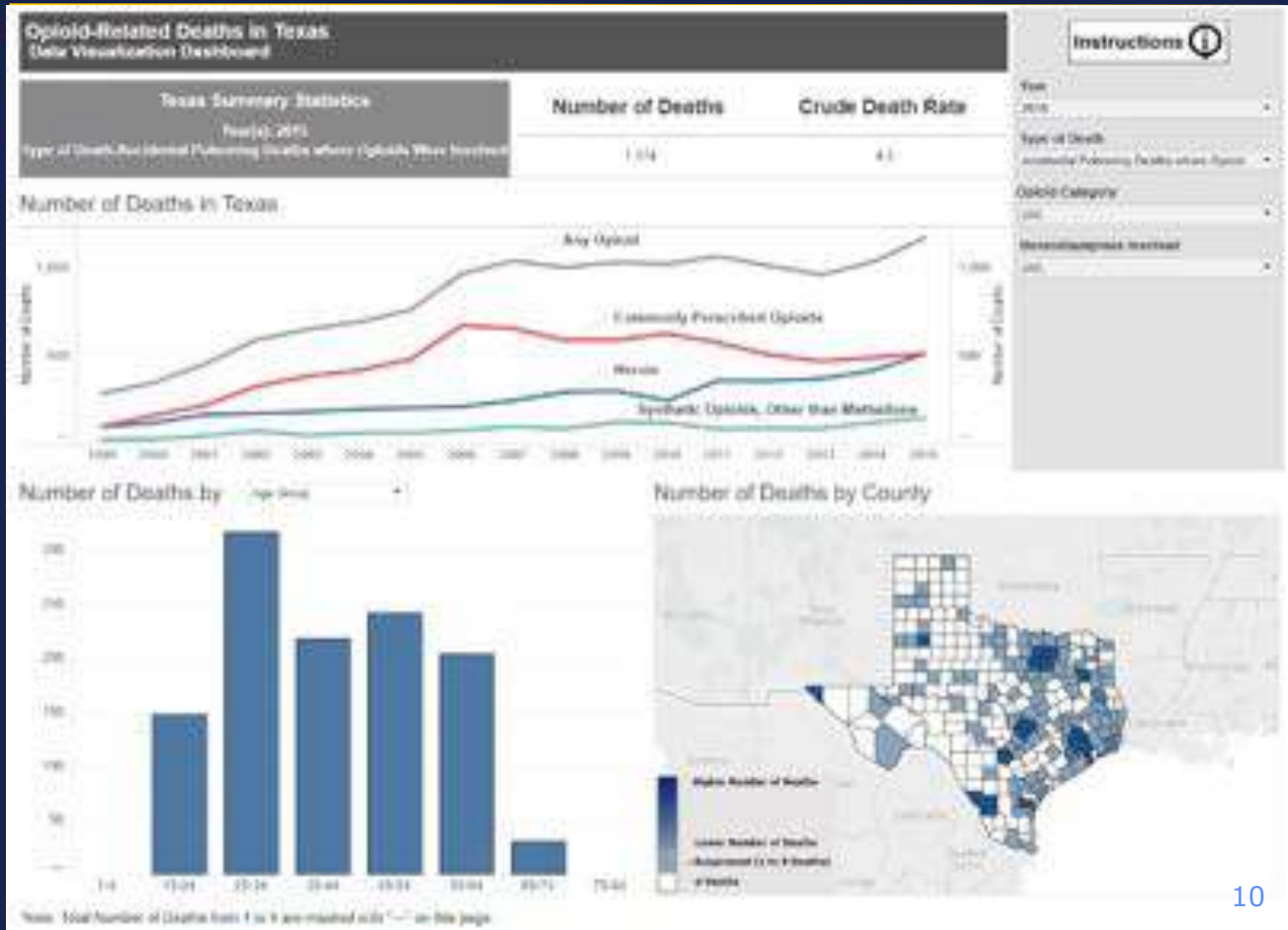
Texas Health Data: Opioid-Related Mortality



TEXAS

Health and Human Services

Texas Department of State Health Services





TEXAS
Health and Human
Services

Texas Department of State
Health Services

Questions?

Jessica.Cance@dshs.texas.gov

<http://healthdata.dshs.texas.gov/Home>